

Jobs 2 (A1)

Teacher's notes

This resource can be used independently or as an extension of the 'Jobs' resource available at <https://research.kent.ac.uk/theenglishhubforrefugees/resources/#level-a1>. Each resource introduces different job titles and workplaces using similar activities.

Task 5.

An *electrician* works at houses.

A *social worker* works at the school.

A *firefighter* works at the fire station.

A *mechanic* works at the garage.

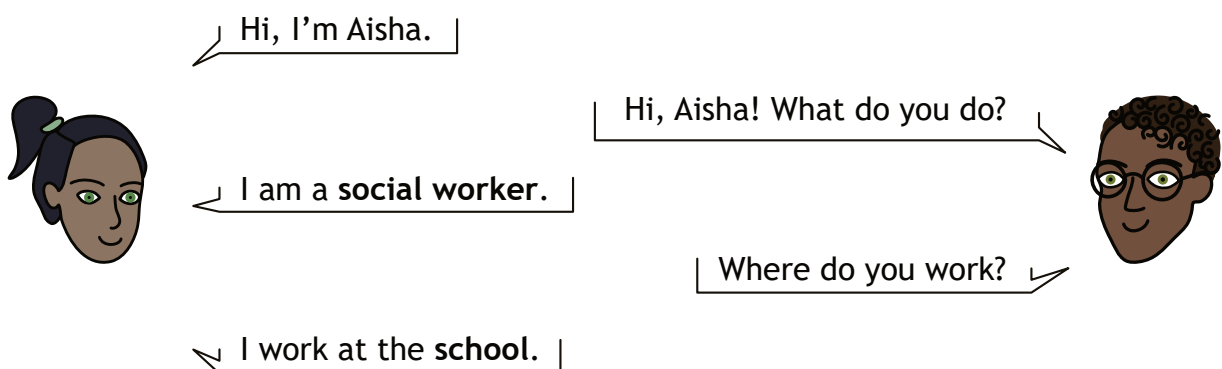
A *plumber* works at houses.

A *waiter* and a *waitress* work at the restaurant.


A *nurse* works at the hospital.

An *actor* and an *actress* work on a film set.

Task 7.




Hi, I'm Tony, and this is Marcel.



Hi, I'm Clara. What do you do?

I am a **waiter**,
and Marcel is a **plumber**.



I am a **waitress**, too!
Where do you work, Tony?

I work at an **Italian restaurant**.

Hello! I am Gary.
I work at the **hospital**.




Hi, Gary! I'm Rashida. I am a **firefighter**.
I work at the **fire station**. What do you do?



I am a **nurse**.

What do you do, Liah?

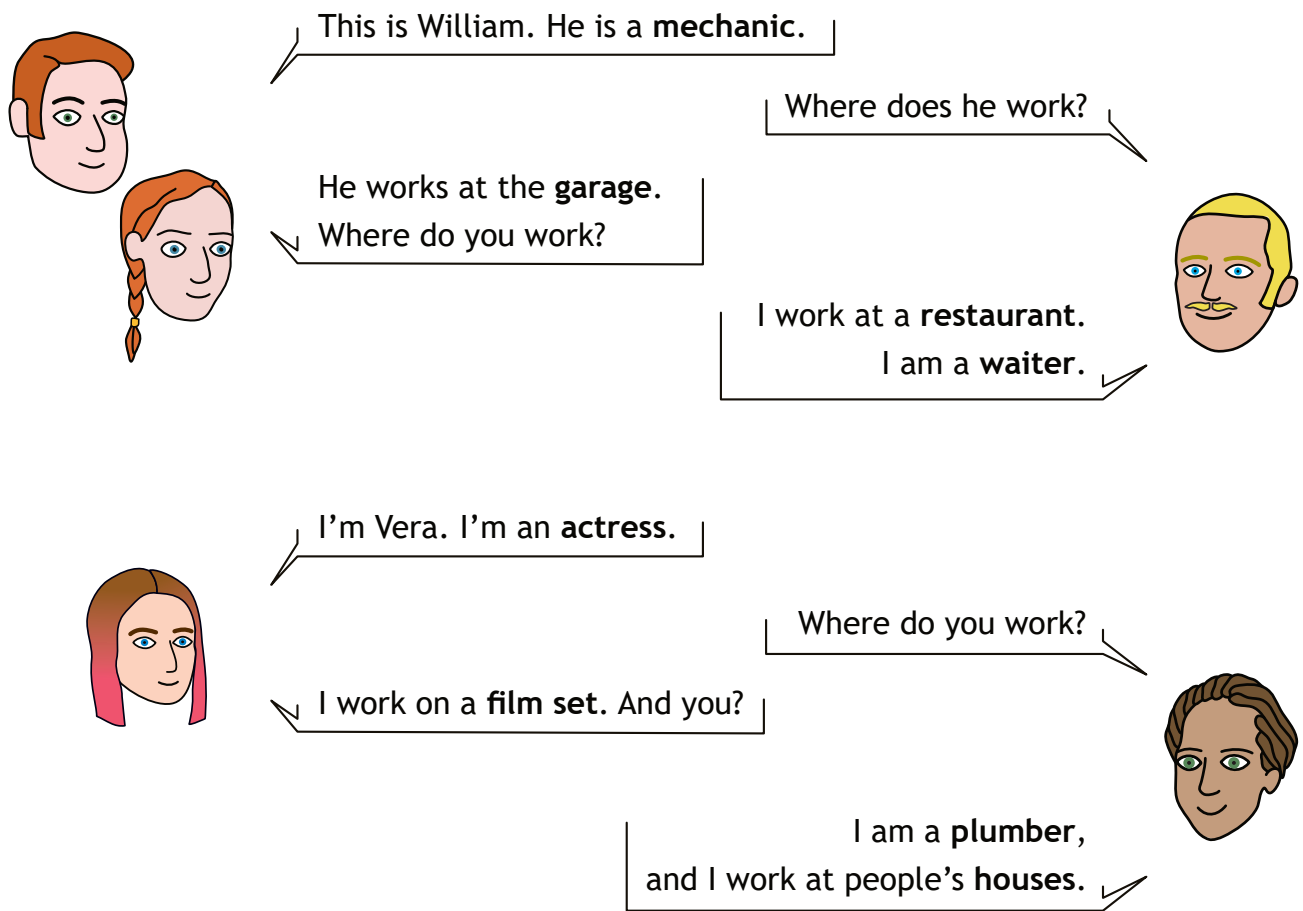


I'm an **electrician**.
I work at people's **houses**. And you?



I am an **actor**.
I work on a **film set**.





Task 8.

The cards from the following page are cut out and placed facing down (give one set of cards to each pair of students). In pairs, student A picks a random card and student B asks questions to find out the job (they take turns to guess each other's cards).

Write down an example of the interaction on the board to help students:

Student A: Where do you work?

Student B: I work at the hospital.

Student A: Are you a nurse?

Student B: Yes, I am. / No, I am not.

If an easier version of the task is needed, students can shuffle the cards face down, then take turns revealing and naming them.

Alternatively, the cards can be used for listening practice, with the teacher calling out jobs and/or workplaces and the students showing the correct card.

