

The background image is a scenic view of a city waterfront, likely Stockholm, Sweden. In the foreground, a blue folding bicycle is parked on a cobblestone path. The middle ground shows a body of water with several white ferries. The background is filled with historic, multi-story buildings with many windows. A prominent building with a green-tiled tower is visible in the center. The sky is blue with scattered white clouds.

# ***Adiabatic vs Sudden Flux Insertion and Nonlinear Electric Conduction***

Talk 2 by Masaki Oshikawa (ISSP, UTokyo)

Condensed Matter Physics  
in All the Cities 2020  
26 June 2020@Zoom



This presentation file is based on what was used in the actual talk at #CMPCity2020, but slightly revised and modified

Talk 1 (Last week, Thursday 18 June)

***Applications of Adiabatic Flux Insertion to  
Quantum Many-Body Systems:  
A Pedagogical Introduction***

M. O. and T. Senthil, PRL **96**, 060601 (2006)

Talk 2 (Today, Friday 26 June)

***Adiabatic vs Sudden Flux Insertion and  
Nonlinear Electric Conduction***

M. O. PRL **84**, 1535 (2000) / PRL **90**, 236401; **90** 109901 (E) (2003)

Haruki Watanabe and M.O., arXiv:2003.10390

Haruki Watanabe, Yankang Liu, and M. O., arXiv:2004.04561

# Adiabatic Flux Insertion

- (i) Increase Aharonov-Bohm flux  $\Phi$  **adiabatically** from 0 to  $\Phi_0(=2\pi)$   $|\Psi_0\rangle \rightarrow |\Psi'_0\rangle$



Hamiltonian for the final state is different from the original one, but we can

- (ii) eliminate the unit flux quantum by the large gauge transformation


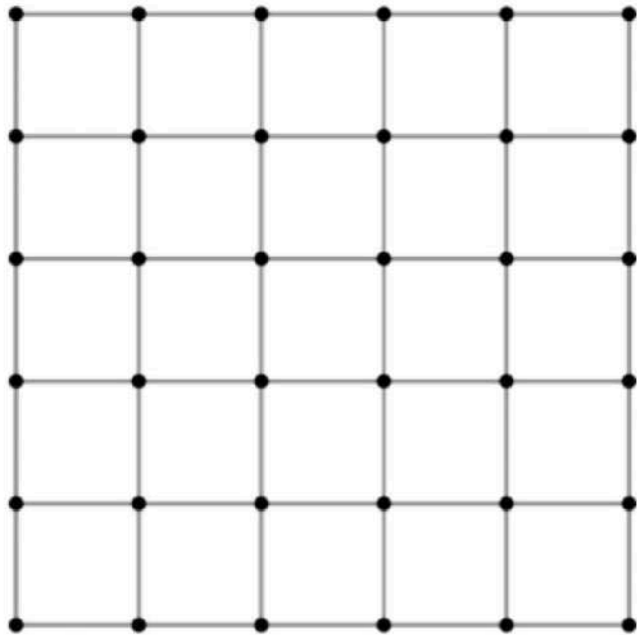
$$U_x \mathcal{H}(\Phi = 2\pi) U_x^{-1} = \mathcal{H}(\Phi = 0)$$

$$U_x = \exp \left( \frac{2\pi i}{L_x} \sum_{\vec{r}} x n_{\vec{r}} \right)$$

$$|\Psi_0\rangle \rightarrow |\Psi'_0\rangle \rightarrow U_x |\Psi'_0\rangle$$

# Many Particles on Periodic Lattice

For example, consider a many-particle system on the square lattice of  $L_x \times L_y$  with periodic boundary conditions  
assume particle number conservation (U(1) symmetry)



assume that the system is gapped, and consider the  
adiabatic insertion of unit flux quantum through the “hole”

# Translation Invariance

Translation invariance  $\Rightarrow$  Momentum Conservation

$$\vec{P} = -i\vec{\nabla}$$

## **Lattice model / periodic potential**

discrete (lattice) translation:  $T_x = e^{iP_x}$

Let us now consider the adiabatic flux insertion

$$A_x = \frac{\Phi_0 t}{TL_x}$$

Hamiltonian is always translation invariant  
 $\Rightarrow$  momentum is exactly conserved!

initial state:  $P_x^{(0)}$   $\Rightarrow$  final state:  $P_x^{(0)}$

# Which Momentum?

What is conserved exactly is the  
“canonical momentum” which is NOT gauge-invariant!

$$\vec{P}_{\text{canonical}} = -i\vec{\nabla} \qquad \vec{P}_{\text{kinetic}} = -i\vec{\nabla} - \vec{A}$$

kinetic momentum = covariant derivative  
(gauge invariant)

After the insertion of the unit flux quantum,  
the system is equivalent to zero flux but in the different  
gauge!

We must eliminate the vector potential  
by the large gauge transformation

# Large Gauge Transformation

Initial Groundstate  $|\Psi_0\rangle$

Final State  $|\Psi'_0\rangle = \mathcal{F}_x |\Psi_0\rangle$

$$T_x |\Psi_0\rangle = e^{iP_x^{(0)}} |\Psi_0\rangle$$

$$T_x |\Psi'_0\rangle = e^{iP_x^{(0)}} |\Psi'_0\rangle$$

groundstate of  $\mathcal{H}(0)$

groundstate of  $\mathcal{H}(2\pi)$

## Large gauge transformation

$|\tilde{\Psi}'_0\rangle \equiv U_x |\Psi'_0\rangle$  must be a groundstate of  $\mathcal{H}(0)$

$$U_x = \exp\left(\frac{2\pi i}{L_x} \sum_{\vec{r}} x n_{\vec{r}}\right) \quad U_x^{-1} T_x U_x = T_x \exp\left(\frac{2\pi i}{L_x} \sum_{\vec{r}} n_{\vec{r}}\right)$$

$$T_x |\tilde{\Psi}'_0\rangle = e^{i\left(P_x^{(0)} + \frac{2\pi}{L_x} \sum_{\vec{r}} n_{\vec{r}}\right)} |\tilde{\Psi}'_0\rangle$$

# Momentum Shift

$$P_x^{(0)} \rightarrow P_x^{(0)} + \frac{2\pi}{L_x} \sum_{\vec{r}} n_{\vec{r}} \quad \text{total number of particles (conserved)}$$

We are usually interested in the thermodynamic limit  
for a fixed particle density (particle # / unit cell)  $\nu$

Suppose  $\nu = \frac{p}{q}$  and choose  $L_y$  to be a coprime with  $q$

$$\Delta P_x = \frac{2\pi}{L_x} L_x L_y \nu = 2\pi L_y \frac{p}{q}$$

Lattice momentum is defined modulo  $2\pi$   
momentum shifted if  $q \neq 1$  (fractional filling)

The final state is different from the initial ground state  
 $\Rightarrow$  **ground-state degeneracy!**



# “Lieb-Schultz-Mattis Theorem”

General constraint on the spectrum of  
quantum many-body Hamiltonian on a periodic lattice

Periodic (translation invariant) lattice  $\Rightarrow$  unit cell

$U(1)$  symmetry  $\Rightarrow$  conserved particle number

$\nu$  : number of particle per unit cell (filling fraction)

$$\nu = p/q \Rightarrow$$

**“ingappability”**

- system is gapless

OR

- gapped with  $q$ -fold degenerate ground states

~~gapped with unique ground state~~

# History of the LSM Theorem

1961 **LSM**  $S=1/2$  chain

1981 [**Haldane** “conjecture”, dependence on  $2S \bmod 2$ ]

1986 **Affleck-Lieb** LSM theorem for general  $S$  chain

1997 **M.O.-Yamanaka-Affleck** general magnetization

1997 **Yamanaka-M.O.-Affleck** electrons/particles

2000 **M. O.** “flux insertion” argument for  $d \geq 2$

2004 **Hastings** rigorous proof

2006 **Nachtergaele-Sims** really rigorous proof

...

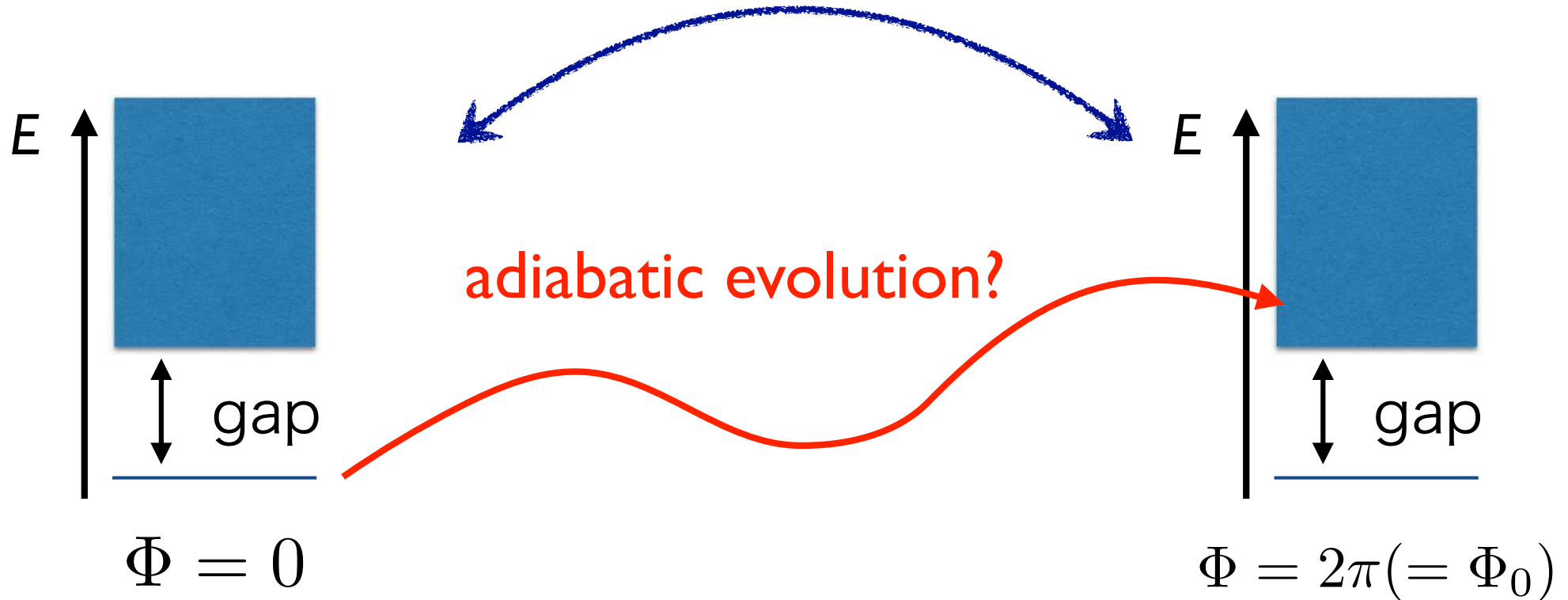
many recent extensions!

(non-symmorphic crystal symmetry

**Parameswaran et al. 2013** etc.)

# Gap Closing by AB Flux?

the spectrum is identical!



In principle, the ground state could evolve into an excited state, if there is a gap closing (level crossing with the “excited state”) at some value of  $\Phi$

# Insulator vs Conductor

Linear response theory: current induced by electric field

$$\vec{j}(\omega, \vec{q}) = \sigma(\omega, \vec{q}) \vec{E}(\omega, \vec{q})$$

Drude weight  $\sigma(\omega) \equiv \sigma(\omega, \vec{q} = 0)$

$$\sigma(\omega) = \frac{iD}{\pi} \frac{1}{\omega + i\delta} + \text{regular part}$$

$\delta \rightarrow +0$        $D=0$  : insulator      (Kohn, 1963)  
 $D>0$  : conductor

In a realistic system, the Drude peak is broadened ( $\delta>0$ ), but in an ideal model we can identify delta-function Drude peak as a signature of **“perfect conductor”**



# Real-Time Formulation of $D$

$$j_x(t) \sim \int_{-\infty}^t \sigma(t-t') E_x(t') dt'$$

$\lim_{t \rightarrow \infty} \sigma(t) = D$  current induced by the electric field at  $t=0$ ,  
that survives after an infinitely long time

Initial condition at  $t=0$ : ground state  $|\Psi_0\rangle$

switch on an (infinitesimal) constant electric field for  $t>0$

$$A_x = \mathcal{A}_x \frac{t}{T} \quad E_x = \frac{\mathcal{A}_x}{T}$$

adiabatic limit  $T \rightarrow \infty$

$$j_x(t) \sim D \frac{\mathcal{A}_x}{T} t$$

M. O. 2003

Watanabe-M.O. 2020

# Current vs Energy

On the other hand, the current operator is

$$\hat{j}_x = \frac{1}{V} \frac{\partial \mathcal{H}}{\partial A_x}(A_x) = \frac{1}{V} \left( \frac{dA_x}{dt} \right)^{-1} \frac{\partial \mathcal{H}}{\partial t}$$

V: volume

For an adiabatic flux insertion

$$j_x(t) \sim D \frac{A_x}{T} t$$

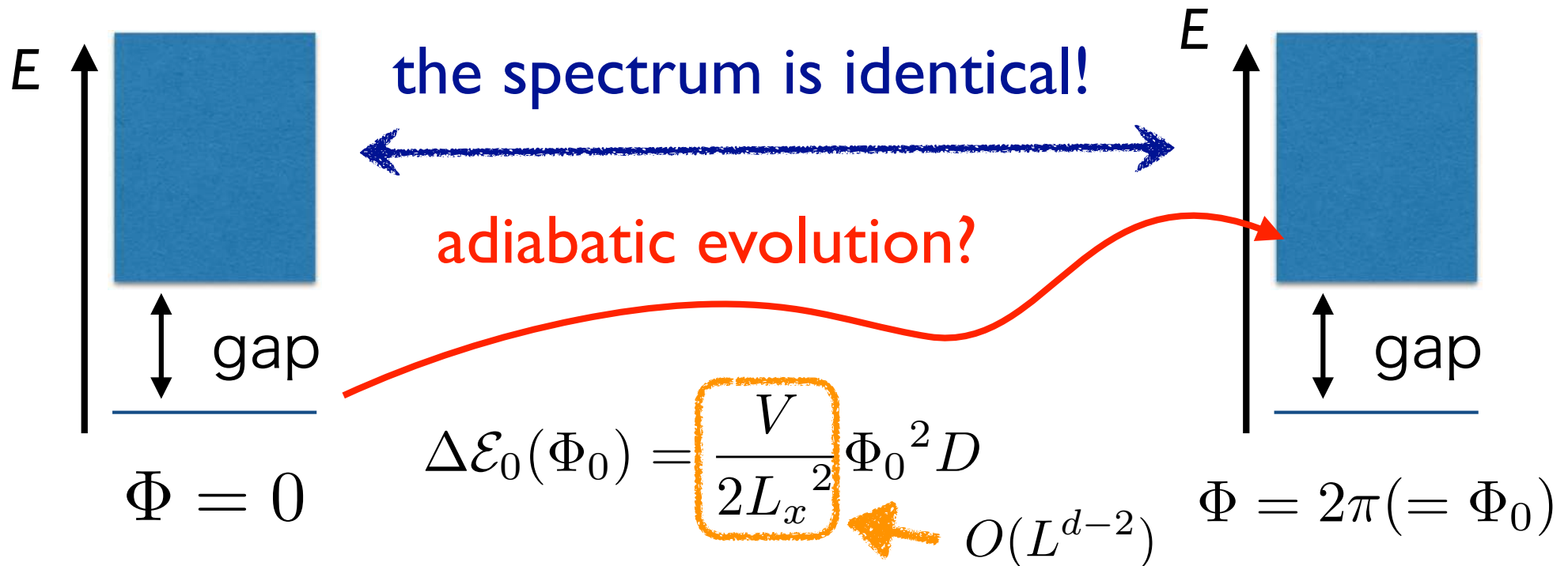
$$\frac{1}{V} \Delta \mathcal{E}_0 = \frac{1}{V} \int_0^T \left\langle \frac{\partial \mathcal{H}}{\partial t} \right\rangle dt = \frac{A_x}{T} \int_0^T j_x(t) dt \sim D \left( \frac{A_x}{T} \right)^2 \frac{T^2}{2}$$

For the adiabatic insertion of unit flux quantum  $A_x = \frac{\Phi_0}{L_x}$

G. S. energy increase in  
the adiabatic flux insertion

$$\Delta \mathcal{E}_0(\Phi_0) = \frac{V}{2L_x^2} \Phi_0^2 D$$

# Gap Protection in Insulators ( $d=2$ )



If this happens in  $d=2$ , energy gain  $\geq$  gap  $\Rightarrow$   **$D > 0$**  !!

i.e. in an insulator, the groundstate must remain in the groundstate in the adiabatic flux insertion  $\Rightarrow$  LSM

# Kohn Formula

$$\Delta\mathcal{E}_0(\Phi_0) = \frac{V}{2L_x^2} \Phi_0^2 D$$



$$\mathcal{A}_x = \frac{\Phi_0}{L_x} \rightarrow 0$$

$$D = \frac{1}{V} \left. \frac{\partial^2 \mathcal{E}_0}{\partial \mathcal{A}_x^2} (\mathcal{A}_x) \right|_{\mathcal{A}_x=0}$$

## Kohn's formula for the Drude weight

PHYSICAL REVIEW

VOLUME 133, NUMBER 1A

6 JANUARY 1964

### Theory of the Insulating State\*

WALTER KOHN

*University of California, San Diego, La Jolla, California*

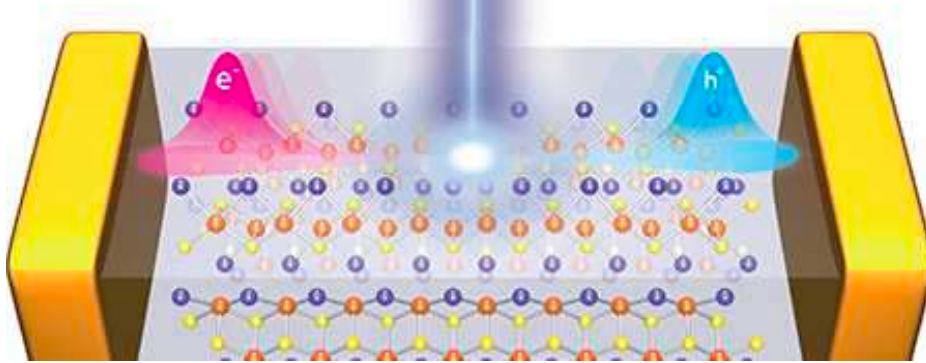
(Received 30 August 1963)

In this paper a new and more comprehensive characterization of the insulating state of matter is developed. This characterization includes the conventional insulators with energy gap as well as systems discussed by



# Non-Linear Conductivities

AC  $E$ -field



DC current

Non-linear electric conduction:  
topic of current interest

e.g. “shift current”

application to photovoltaics

$n$ -th order conductivity

$$j_x(t) \sim \sum_{n=1}^{\infty} \frac{1}{n!} \int_{-\infty}^t \cdots \int_{-\infty}^t \int_{-\infty}^t \sigma^{(n)}(t-t_1, t-t_2, \dots, t-t_n) \\ E_x(t_1) E_x(t_2) \dots E_x(t_n) dt_1 dt_2 \dots dt_n$$

## Nonlinear Drude weights

$$\lim_{\Delta t_1, \Delta t_2, \dots, \Delta t_n \rightarrow \infty} \sigma^{(n)}(\Delta t_1, \Delta t_2, \dots, \Delta t_n) = D^{(n)}$$

# Non-Linear “Kohn Formula”

Consider the same adiabatic flux insertion  
and include the non-linear Drude weights

$$A_x = \mathcal{A}_x \frac{t}{T} \quad j_x^{(n)}(t) \sim \frac{1}{n!} D^{(n)} \left( \frac{\mathcal{A}_x}{T} \right)^n t^n$$

$$\begin{aligned} \frac{1}{V} \Delta \mathcal{E}_0^{(n+1)} &= \frac{1}{V} \int_0^T \frac{\partial \mathcal{H}}{\partial t} dt = \frac{\mathcal{A}_x}{T} \int_0^T j_x^{(n)}(t) dt \\ &\sim \frac{1}{n!} D^{(n)} \left( \frac{\mathcal{A}_x}{T} \right)^{n+1} \frac{T^{n+1}}{n+1} = \frac{1}{(n+1)!} D^{(n)} \mathcal{A}_x^{n+1} \end{aligned}$$

$$D^{(n)} = \frac{1}{V} \left. \frac{\partial^{n+1} \mathcal{E}_0}{\partial \mathcal{A}_x^{n+1}} (\mathcal{A}_x) \right|_{\mathcal{A}_x=0}$$

Watanabe-M.O. 2020

Watanabe-Liu-M.O. 2020

# Sudden Flux Insertion

$$A_x = \mathcal{A}_x \frac{t}{T} \quad E_x = \frac{\mathcal{A}_x}{T}$$

$T \rightarrow 0$ : sudden insertion

delta-function electric field pulse

In this limit, quantum state (wavefunction) does not change  
but again we are in a different gauge, so need to apply  
the large gauge transformation to go back to the original  
gauge

$$|\Psi_0\rangle \rightarrow |\Psi_0\rangle \rightarrow U_x |\Psi_0\rangle$$

# Energy Gain in Sudden Flux Insertion

$$\boxed{\frac{1}{V} \Delta \mathcal{E}} = \frac{1}{V} \int_0^T \left\langle \frac{\partial \mathcal{H}}{\partial t} \right\rangle dt = \frac{\mathcal{A}_x}{T} \int_0^T j_x(t) dt \quad T \rightarrow 0$$

$$\sim \frac{\sigma^{(n)}(0, 0, \dots, 0)}{2^n} \frac{1}{n+1} \left( \frac{\mathcal{A}_x}{T} \right)^n$$

$$j_x(t) \sim \sum_{n=1}^{\infty} \frac{1}{n!} \int_0^t \dots \int_0^t \sigma^{(n)}(t - t_1, \dots, t - t_n) \left( \frac{\mathcal{A}_x}{T} \right)^n dt_1 dt_2 \dots dt_n$$

$$\sim \frac{\sigma^{(n)}(0, 0, \dots, 0)}{2^n} \left( \frac{\mathcal{A}_x}{T} \right)^n t^n$$

$$\begin{aligned} & \frac{1}{V} \left( \langle \Psi_0 | U_x^\dagger \mathcal{H}(0) U_x | \Psi_0 \rangle - \langle \Psi_0 | \mathcal{H}(0) | \Psi_0 \rangle \right) \\ &= \frac{1}{V} \langle \Psi_0 | \left[ \mathcal{H}(\mathcal{A}_x = \frac{\Phi_0}{L_x}) - \mathcal{H}(0) \right] | \Psi_0 \rangle \end{aligned}$$


cf.) LSM  
variational  
energy



# Non-linear $f$ -Sum Rules

Comparing both sides, we obtain the identity

instantaneous response in real-time


$$\frac{\sigma^{(n)}(0, 0, \dots, 0)}{2^n} = \langle \Psi_0 | \left. \frac{\partial^{n+1} \mathcal{H}(\mathcal{A}_x)}{\partial \mathcal{A}_x^{n+1}} \right|_{\mathcal{A}_x=0} | \Psi_0 \rangle$$
$$= \int_{-\infty}^{\infty} \frac{d\omega_1}{2\pi} \int_{-\infty}^{\infty} \frac{d\omega_2}{2\pi} \cdots \int_{-\infty}^{\infty} \frac{d\omega_n}{2\pi} \sigma^{(n)}(\omega_1, \omega_2, \dots, \omega_n)$$

[frequency space representation]

Watanabe-M.O. / Watanabe-Liu-M.O. 2020

cf.) Shimizu 2010, Shimizu-Yuge 2011

# Example: Tight-Binding Model

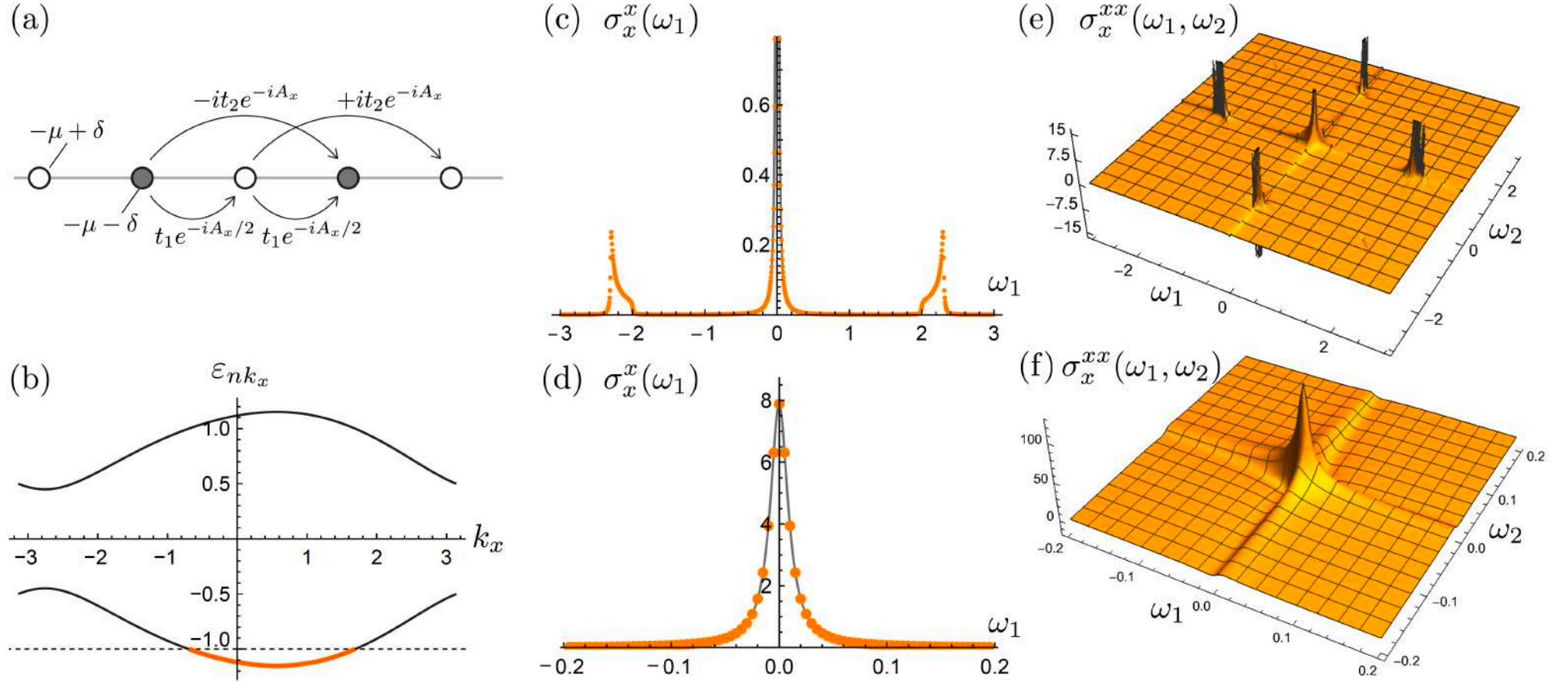


FIG. 1. The linear and the second-order optical conductivities in the tight-binding model in Eq. (74). (a) The real-space illustration of the model. (b) The band structure  $\varepsilon_{nk_x}$  as a function of  $k_x$ . The orange part is occupied in the ground state. (c)  $\sigma_x^x(\omega_1)$  as a function of  $\omega_1 \in (-3, 3)$ . The gray curve is the fit by Eq. (75). (d) The zoom up of (c) for  $\omega_1 \in (-0.2, 0.2)$ . (e)  $\sigma_x^{xx}(\omega_1, \omega_2)$  as a function of  $\omega_1, \omega_2 \in (-3, 3)$ . (f) The zoom up of (e).

# Numerical Check

TABLE I. Numerical results for the tight-binding model in Eq. (74). See the main text for the definitions of these quantities in the actual calculation.

Linear response $\sigma_x^x(\omega_1)$				Second-order response $\sigma_x^{xx}(\omega_1, \omega_2)$			
Drude weight		$f$ -sum		Drude weight		$f$ -sum	
$\mathcal{D}_x^x$	$\frac{1}{L_x} \frac{\partial^2 \mathcal{E}_0(A_x)}{\partial A_x^2}$	$\int \frac{d\omega_1}{2\pi} \sigma_x^x(\omega_1)$	$\frac{1}{2L_x} \langle \frac{\partial^2 \hat{H}(A_x)}{\partial A_x^2} \rangle_0$	$\mathcal{D}_x^{xx}$	$\frac{1}{L_x} \frac{\partial^3 \mathcal{E}_0(A_x)}{\partial A_x^3}$	$\int \int \frac{d\omega_1 d\omega_2}{(2\pi)^2} \sigma_x^{xx}(\omega_1, \omega_2)$	$\frac{1}{4L_x} \langle \frac{\partial^3 \hat{H}(A_x)}{\partial A_x^3} \rangle_0$
0.0788238	0.0788231	0.0487034	0.0487345	0.0122513	0.0122554	0.00594065	0.00596566

# Summary

Two general formulas for non-linear conductivity

**f-sum rules** (instantaneous response =  $\omega$ -integral)

$$\frac{\sigma^{(n)}(0, 0, \dots, 0)}{2^n} = \left\langle \Psi_0 \left| \frac{\partial^{n+1} \mathcal{H}(\mathcal{A}_x)}{\partial \mathcal{A}_x^{n+1}} \right|_{\mathcal{A}_x=0} \right| \Psi_0 \right\rangle$$

energy gain by **sudden** flux insertion

**“Kohn formulas”** for non-linear Drude weights  
(long-time response =  $1/\omega$  pole)

$$D^{(n)} = \frac{1}{V} \left. \frac{\partial^{n+1} \mathcal{E}_0}{\partial \mathcal{A}_x^{n+1}}(\mathcal{A}_x) \right|_{\mathcal{A}_x=0}$$

energy gain by **adiabatic** flux insertion

more general results are given in arXiv:2003.10390 & arXiv:2004.04561